



Your antenna design partner

**Dual Band WLAN 2400 - 2550  
MHz & 4900 - 5900 MHz**


**Datasheet**

# Dual Band WLAN Antenna

2400 – 2550 MHz & 4900 – 5900 MHz

## Electrical Specification

1. Frequency: 2400 – 2700 MHz  
4900-5900 MHz
2. Impedance: 50 Ω



## Equipment Used

1. ETS 8050 Antenna Anechoic Chamber
2. Keysite 5071C VNA (Radiation Pattern Measurement)
3. Agilent 5071C VNA (Return Loss Measurement)

STANDARD	WIFI / ISM	
Frequency (MHz)	2400MHz – 2484MHz	4900MHz – 5850MHz
Max. VSWR	≤1.92:1	≤3:1
Max. Return Loss (dB)	≥10.52	≥6.05
Peak Gain (dBi)	≥2.2	≥2.12
Efficiency (%)	≥68	≥43
Radiation Properties	Omni - directional	
Max. Input Power	2 W	
Polarization	Linear	
Impedance (ohms)	50 ohms	

# Dual Band WLAN Antenna

## 2400 – 2550 MHz & 4900 – 5900 MHz

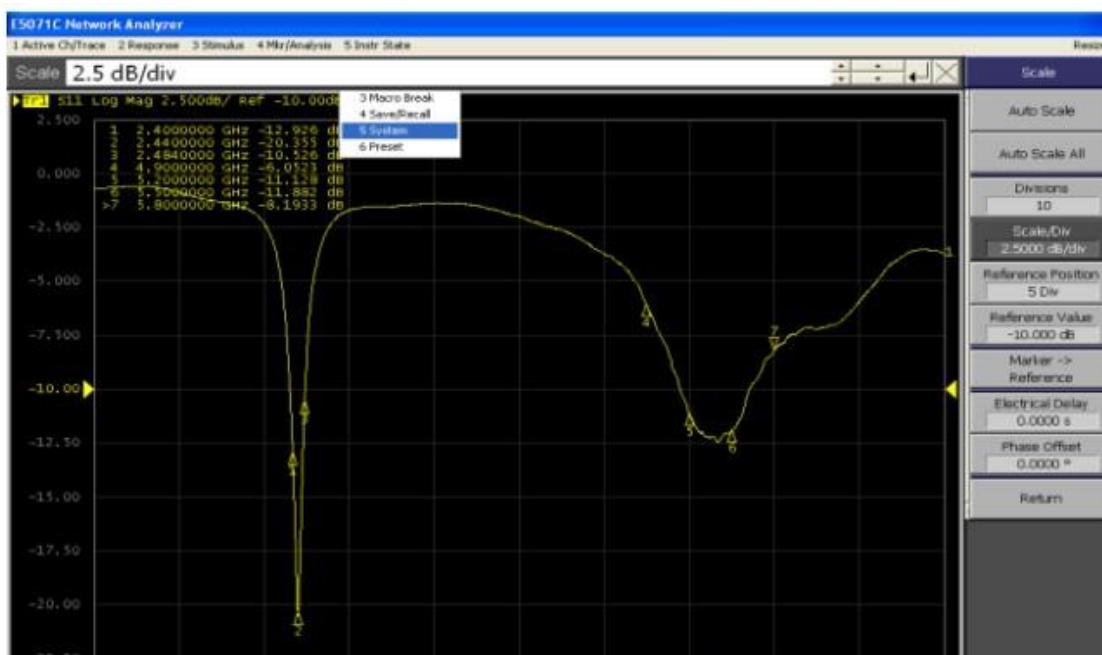
### Features

1. Ground plane Independent
2. 2400 – 2550 MHz & 4900 – 5900 MHz
3. >43% Efficiency on All bands
4. 2.12 dBi Peak Gain
5. 18.4\*17.4\*0.8 mm size
6. Adhesive Tape/Glass Mount Design
7. IPEX MHFI, UFL Compatible

### Applications

1. 2.4GHz & 5 GHz
2. Wi-Fi
3. ISM
4. Bluetooth
5. Zigbee

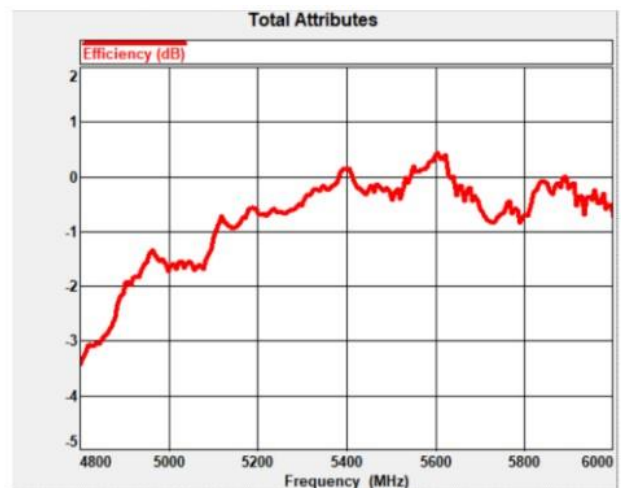
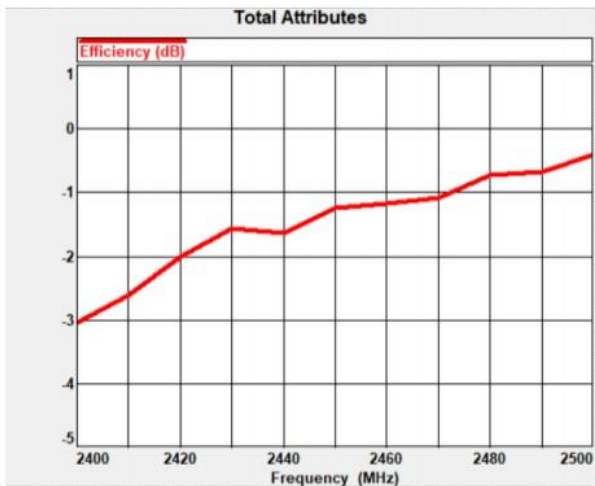
### Return Loss



# Dual Band WLAN Antenna

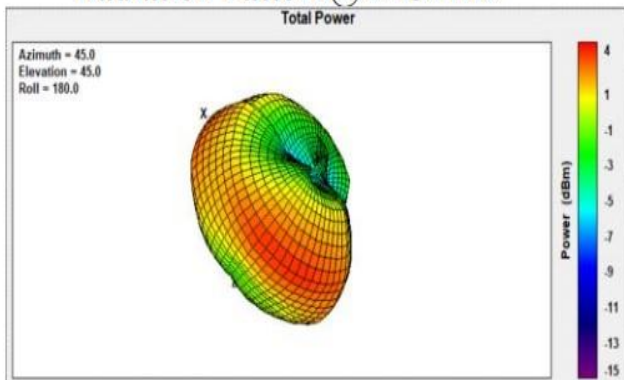
2400 – 2550 MHz & 4900 – 5900 MHz

## Efficiency



## Radiation Pattern

Radiation Pattern@2445MHz



Radiation Pattern@5000MHz

